



How to involve the public in sorting of packaging waste

Conference packaging sector – 09.11.2017

Christof Delatter
Association of Flemish Cities and Municipalities

www.vvsg.be

Tel. +32 2 211.55.99

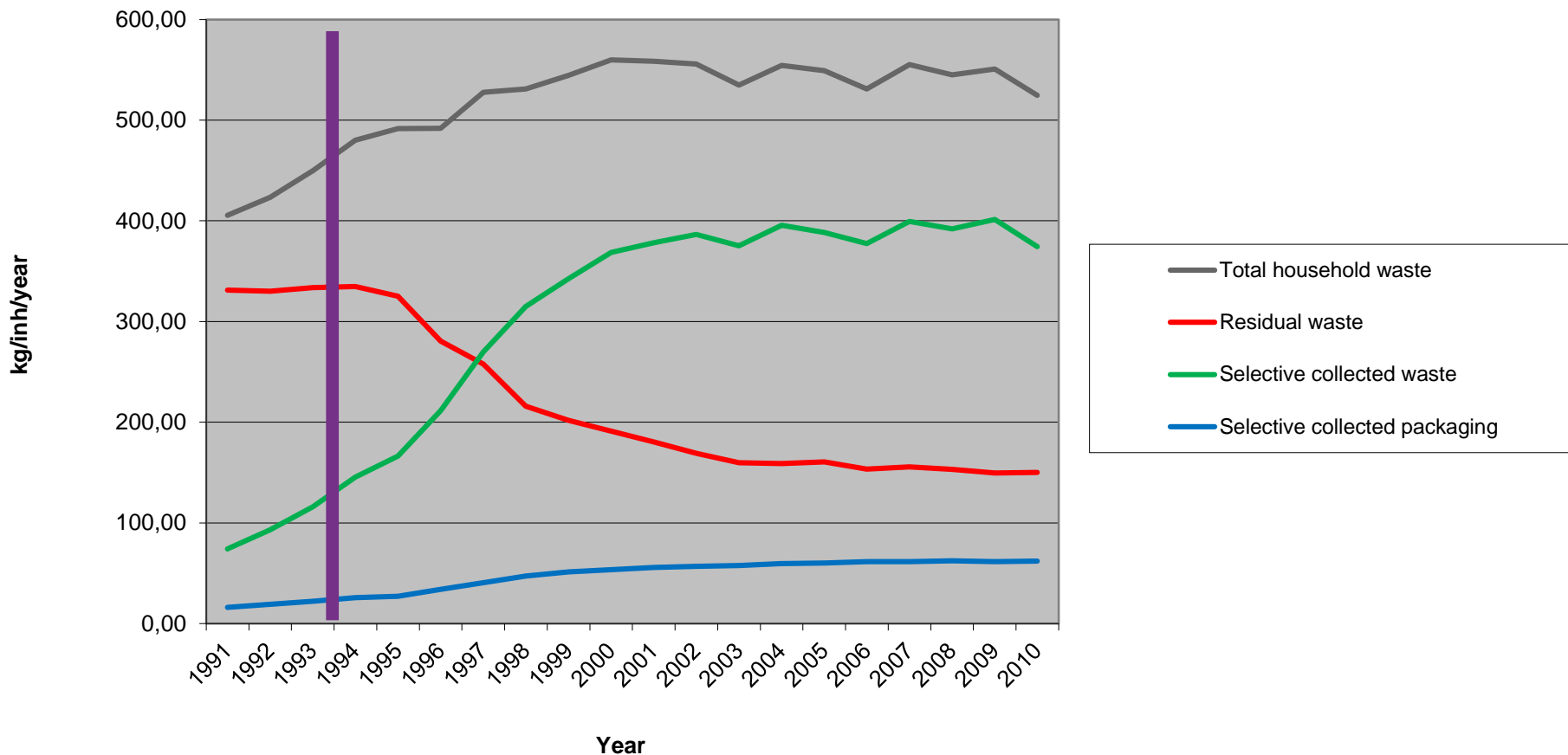
E-mail: christof.delatter@vvsg.be

This Presentation

- Results
- Legislation
- Industrial packaging waste
- Household packaging waste
- Strengths
- Weaknesses

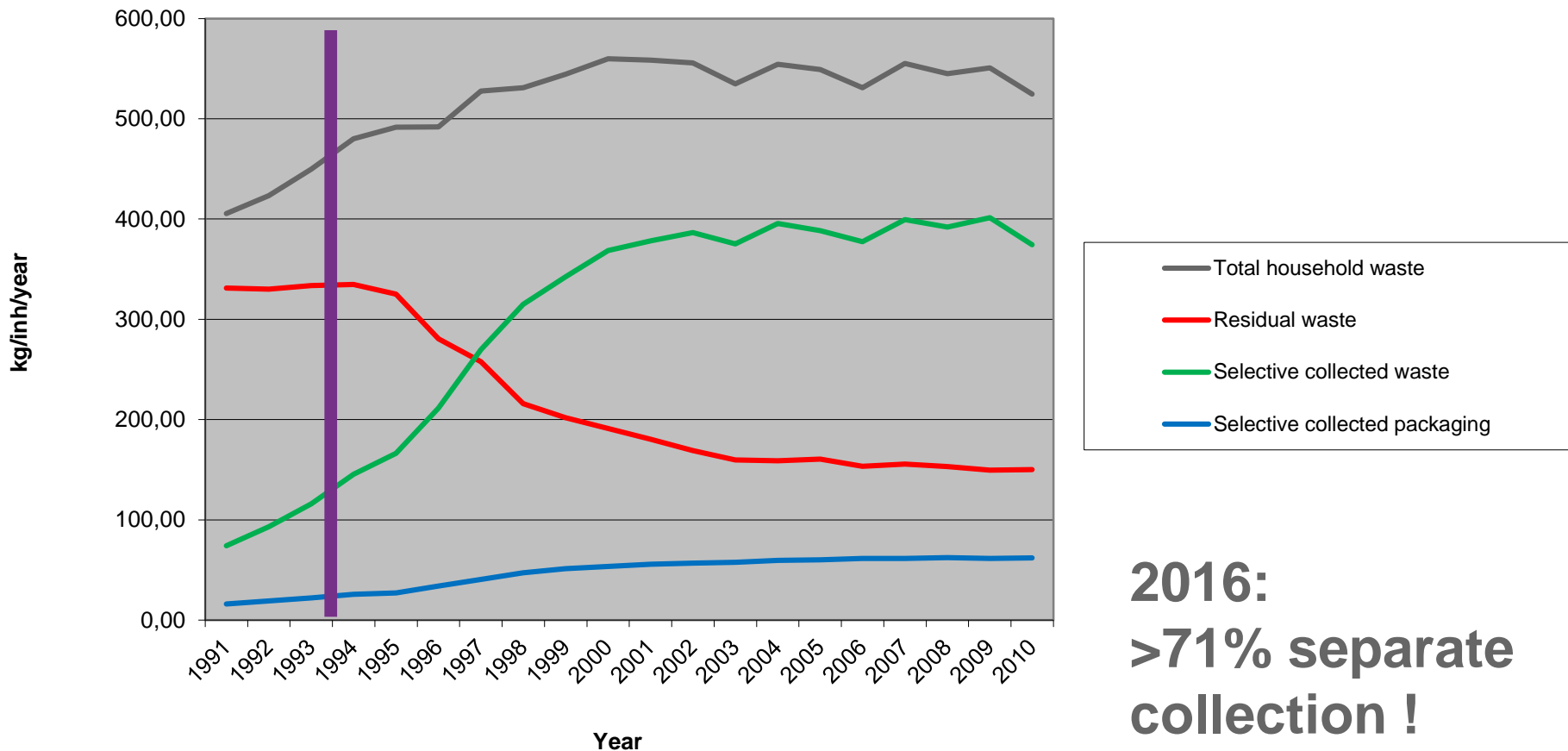
Flemish waste management: results (1)

Household waste evolution per capita per year



Flemish waste management: results (2)

Household waste evolution per capita per year



**2016:
>71% separate
collection !**

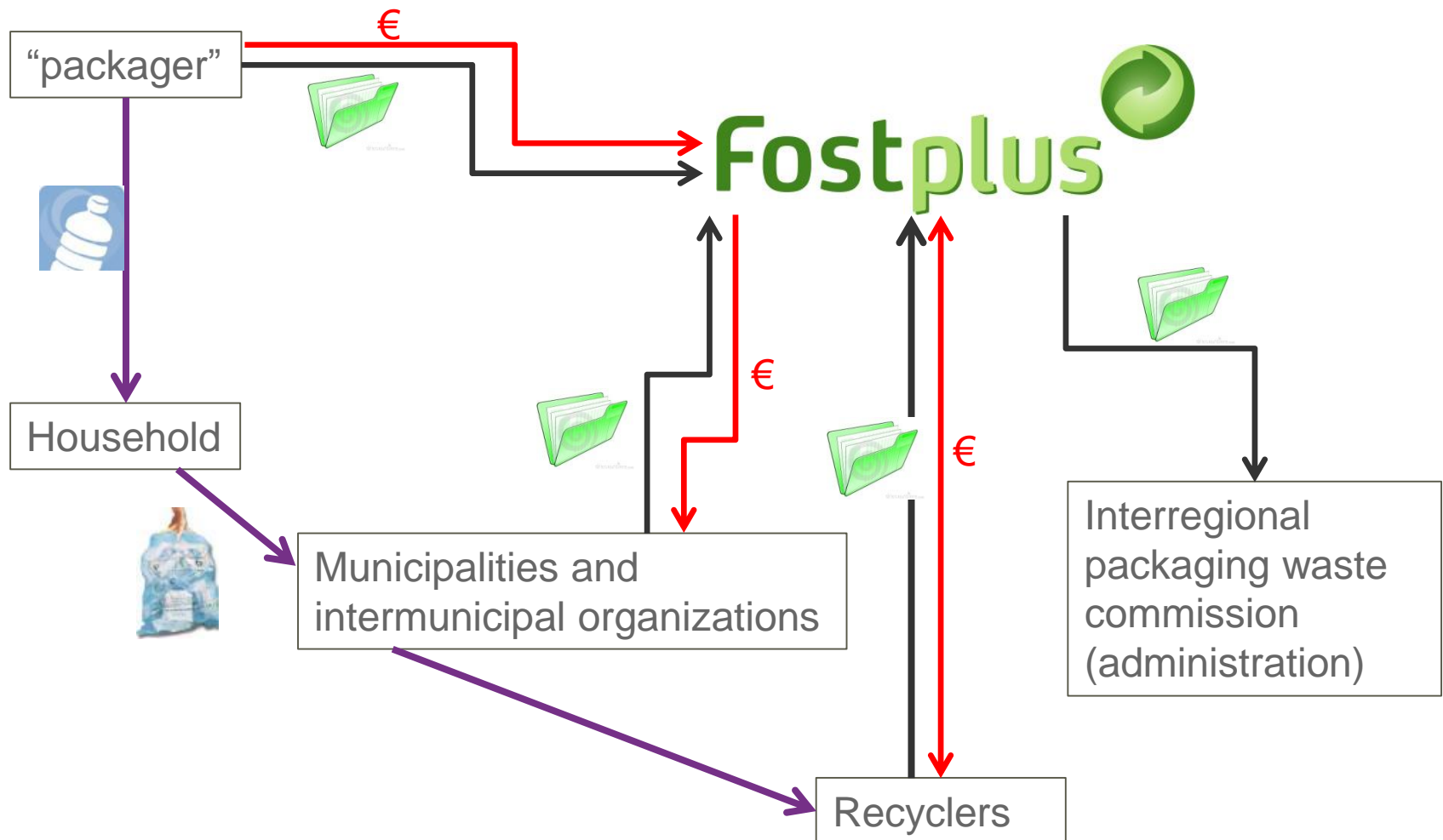
Flemish waste management: results (3)

- (Figures for Belgium !)
- Household packaging waste (2014)
 - Put on the market: 786.224 tonnes
 - Recycled: 682.424 tonnes (86,8%)
 - Energy-recovery (sorting residu): 22.996 tonnes (2,9%)
- Recycling results per waste stream
 - Paper and cardboard: 98,8%
 - Glass: 109,5%
 - Plastics: 38,3%
 - Metal packages: 102,5%
 - Drink cartons: 91%

Packaging waste: legislation

- Household & industrial treated **separately** - 2 accredited organisations (FOST Plus – Val-i-pac)
- Take back obligation **limited** to reaching recycling targets.
Obligation : 80% recycling
- For household packaging waste:
 - **obligation** to work with municipalities
 - Legally, packaging responsible must pay **total** cost of collection/sorting/recycling
- **Accreditation** imposes coverage of 100% of the territory
- Different approach for household packaging waste as compared to industrial packaging waste
 - Accredited organization household packaging waste: FOST Plus
 - Accredited organization industrial packaging waste: Val-i-Pac

Household packaging waste



Household packaging waste: FOST Plus (1)



- Single accredited organization (collective system), representing users of packages
- Receive accreditation from central administration
 - Demand
 - Open discussion with all stakeholders
 - Unilateral decision by government, based on proposal by producers
 - Accreditation to be renewed every five years (now 2014-2018)
- By law a not for profit organization
- Obligated to sign contracts with all municipalities (or intermunicipal organizations) – in a progressive way

Household packaging waste: FOST Plus (2)



- Accreditation of FOST Plus
 - Clear rules on financing
 - Which collection systems?
 - What in case of deviating collection system?
 - Supplementary compensations
 - Fee for municipalities
 - Standard contract for cooperation with municipalities (five year periods)
 - Standard tendering procedures
- Grounds for discussion remain...
 - Municipal political and operational responsibility for household waste
 - Financial responsibility of FOST Plus

Household packaging waste: FOST Plus (3)



- Cooperation municipalities – FOST Plus today:
 - 100% coverage of territory through contracts
 - Coverage of local packaging-waste related costs: approx. 85%
 - Mutual communication campaigns
 - Data are exchanged using one software system
- Collection and sorting: is done by (inter)municipalities or tendered to the market by these in coordination with Fost plus
 - Direct financing by Fost plus
- Sale of the collected and sorted materials is done by Fost plus
 - Value/cost goes to Fost plus (for paper and cardboard: 25%)

Household packaging waste: collection



GLASS
Sorting by colour
Glass containers (1/700 inh)
or doorstep collection
(monthly or every 4 weeks) *

Cullet
preparers



Glassworks



PAPER-CARDBOARD
Door-to-door (monthly
or every 4 weeks*)

Old paper
recoverers




Paper mills



PMD**
Transparent blue bag
Door-to-door every two
weeks or twice a month*

Multimaterial
sorting centre



Ferrous
Non-Ferrous (Al)
Drinks cartons
PET bottles
Small HDPE bottles

* In combination with collection at civic amenity sites

** PMD = Plastic bottles and flasks, Metal packaging and Drinks Cartons

Involving the population (1)

- Raising awareness !
 - Communication through all kind of media (folders about collection systems, problems and solutions, results; waste collection calendar; internet; social media; personal;...): approx. 1 euro per year per inhabitant
 - Direct contact through waste stewards (1 / 80.000 inh.)
 - Network of volunteers (masters in composting)
 - Targeted ! (schools, social networks, social-cultural organizations)
 - Municipalities giving the good example
 - Open days in waste management infrastructure
 - Yearly actions like volunteers cleaning up litter
 - Consultation fora

Involving the population (2)

- Giving incentives
 - Pay-as-you-throw systems
 - Prevention = free
 - Recycling = part of the cost
 - Disposal = total cost
 - Giving alternatives
 - Importance of quality of the service!
 - Punishing misbehaviour, like fines on littering or illegal practices
 - 92% of municipalities applies system of fines
 - From 70 up to 350 euro per infringement
 - A full cost approach on producer responsibility

= **FINANCIAL** instruments

Involving the population (3)

- Enforcing your policy
 - Municipal regulations: obligation to sort waste
 - Spatial planning rules: providing the necessary space for waste sorting in homes and blocks

= **JURIDICAL** instruments

- All instruments to be used **on a continuous basis**

- Our model is interesting
- **Balance** producer responsibility with municipal competences for municipal waste
- Collective systems create **huge cash flow**
- Industry tries to cut costs through
 - Higher efficiency
 - Roll off part of their responsibility on municipalities
 - Limiting local policy choices
- Full responsibility probably better than limiting take back obligation to reaching recycling targets
- Product technology proceeds sorting technology

Questions ?

You are welcome !!!

- In Flanders
 - Visit plants, projects,...
 - Share data on policy and on practical implementation methods
 - Long-term relationship and help in setting up a local or intermunicipal waste management policy
- Contact: Christof Delatter christof.delatter@vvsg.be – www.vvsg.be